

# Instructions for Packing, Marking and Shipping

Instruction	<b>INSTRUCTIONS FOR PACKING, MARKING AND SHIPPING</b>	INS CP001/REV01
-------------	---	-----------------

## Table of contents

<b>1.</b>	<b>GENERAL</b>	3
1.1	Purpose	3
1.2	Conditions	3
1.3	Responsibility and liability	3
1.4	Additions, exceptions and modifications	3
<b>2.</b>	<b>CLEANING AND PRESERVATION</b>	4
2.1	Cleaning	4
2.2	Preservation	4
<b>3.</b>	<b>PACKING</b>	5
3.1	General	5
3.2	Choice of the Packing Type and possible particular protection	5
3.3	Packing requirements	6
3.3.1	Wood treatment	6
3.3.2	Pallets	6
3.3.3	Materials	6
3.3.4	Steel- or synthetic straps	6
3.4	Packaging	7
3.5	Waterproofing	7
3.6	Centre of gravity	8
3.7	Maximum weight and size limitations	8
<b>4.</b>	<b>IDENTIFICATION: LABELING OF EQUIPMENT AND MATERIALS</b>	9
<b>5.</b>	<b>SHIPPING MARKS</b>	10
5.1	General	10
5.2	Location, language, application	10
5.3	International symbols for handling, transport and storage	10
5.4	Paul Wurth brand symbol	
<b>6.</b>	<b>SHIPPING DOCUMENTS</b>	11
6.1	List of shipping documents	11
6.1.1	Shipping Advice	11
6.1.2	Packing lists	11
6.1.3	Customs Tariff Code (Harmonised System)	12
6.2	Documents other than Shipping documents	12
<b>7.</b>	<b>INSPECTION OF PACKING AND MARKING</b>	13
<b>8.</b>	<b>FORWARDING INSTRUCTIONS</b>	14
<b>9.</b>	<b>APPENDIXES</b>	15
9.1	Appendix I Conditions	16
9.2	Appendix II Packing list	17
9.3	Appendix III International Symbols	20
9.4	Appendix IV Packing Types	22
9.5	Appendix V: PAUL WURTH brand symbol	23

## 1. GENERAL

### 1.1 Purpose

These instructions are applicable for Packing, Marking and Shipping of equipment and materials as specified in the respective Paul Wurth Purchase Orders or Contracts. These instructions form an integral part of the Purchase Order or Contract issued by an entity of the Paul Wurth Group, hereinafter mentioned as PAUL WURTH. **Particular instructions mentioned in the individual Purchase Order or Contract prevail over the general instructions.**

### 1.2 Conditions

These general instructions as well as any particular instructions (see appendixes) for specific items and/or projects are strictly to be adhered to. Suppliers who cannot meet these Instructions for Packing, Marking and Shipping shall inform PAUL WURTH immediately. The same obligation applies if for the equipment and/or materials to be delivered by the supplier the particular or general instructions are not appropriate, incomplete and/or wrong.

Deviations from these instructions will only be accepted prior to written approval by PAUL WURTH.

The packing shall be suitable to ensure that under multiple handling, normal shipping and storage conditions, no damage or corrosion shall occur to equipment and/or materials for a minimum period as specified in Appendix I hereto.

The Supplier of equipment and/or materials that will be delivered to a warehouse for packing or will be packed in Supplier's own warehouse by a specialized packing company shall act in accordance with the present instructions. PAUL WURTH reserves the right to designate a specialized company from time to time.

### 1.3 Additions, exceptions and modifications

There may be special requirements, more particularly in terms of climate conditions, or in relation with the duration of storage and/or mode of transport, which require that this document may have to be modified, replaced or cancelled while also additional instructions may be added by PAUL WURTH.

Such additions, exceptions, modifications will be subject to written notification to be given by PAUL WURTH to the Supplier or to be added to Purchase Order or Contract.

### 1.4 Responsibility and liability

The Supplier will be held responsible for any damages and/or losses of all and any kind that may occur by not respecting these instructions.

## 2. CLEANING AND PRESERVATION

### 2.1 Cleaning

All equipment, materials and parts shall be thoroughly cleaned inside and outside and shall be free from grease, oil, weld spatter, rust and all other foreign matter prior to preservation.

### 2.2 Preservation

Reference is made to the applicable Purchase Order/Contract requirements and/or engineering specifications.

### 3. PACKING

#### 3.1 General

The instructions herein shall be considered as general directives and minimal requirements, which are applicable to the packing of all equipment and materials. All packing must be in accordance to the specific requirements of the individual purchase order or contract as well as to the governmental regulations of the country of destination.

The Supplier is responsible for the correct and adequate packing of the equipment and materials so that these equipment and materials will arrive at destination undamaged and the packing itself in such a condition that, if not otherwise required (Appendix I), it will be **suitable for a minimum of 6 months storage**.

#### 3.2 Choice of the Packing Type and possible particular protection

The choice of the packing type and the requirement of particular protections depend on characteristics of the equipment and material to be packed, its handling requirements and kind of transport chosen (see Appendix I).

The Appendix IV shows the most suitable type of packing for equipment and materials without being exhaustive and applies unless otherwise specified in the Purchase Order or Contract.

Packing and shipping of dangerous/hazardous material, if any, shall conform to the international regulations (IATA,ADR,IMDG,IMO,RID) applicable for the purpose.

### 3.3 Packing requirements

#### 3.3.1 Wood treatment

All solid wood, used for packing (including wooden pallets) and/or stowage should be treated (heat treatment or fumigation) according to the international standard ISPM 15 (IPPC), latest version. As these rules are not the same for all countries, the procedure is to be met for the country of final destination (see Appendix I). If the Supplier is not aware of the country of final destination he has the obligation to inform himself. Use of untreated wood is not acceptable.

If a Phytosanitary Certificate is required, it has to be issued by the official government authorities. Phytosanitary Certificate is normally required in one original and two original copies (duly stamped and signed) unless otherwise specified in the regulations of the country of destination.

#### 3.3.2 Pallets

When equipment and/or materials are packed on pallets (wood or synthetic), these should be solid double deck pallets that provide adequate load support during transportation and storage (under not always ideal conditions). The pallets should have a dynamic load capacity, enough to carry the mass loaded on the pallet.

Where feasible the top surface of the pallet must be flat.

The pallet design must enable safe handling by forklift, cranes etc. and storage on rough surface.

Pallets have to be covered with wrapping. For shrink foil at least one (1) layer with a thickness of 175 micron is required. For stretch foil there are at least three (3) layers required.

All corners, horizontal and vertical, have to be protected with cardboard protection strips. The pallet must be tight on all sides with steel or synthetic straps, at least three (3) straps per side.

#### 3.3.3 Materials

The quality of packing shall provide maximum protection against damage, breakage and pilferage during transport, storage and multiple handling, including handling by e.g. hoisting, lifting devices and forklift trucks.

Any packing made of wood, must be made from new, **treated wood (according to ISPM 15 IPPC, latest version)**, with a maximum moisture-percentage of 18%. For Cases, sides with bark, big knots, tears or rotten spots are not allowed. Thickness for sides and top must be 12mm at least. Used cases, crates and cardboard packing are not allowed.

#### 3.3.4 Steel- or synthetic straps

Where useful or required, steel- or synthetic strap shall be used. The strap shall never be nailed.

### 3.4 Packaging

All equipment and materials shall be properly fixed (by bolts, clamps, supporting beams, etc.) in such a way that internal movements and/or working loose will be impossible. Under the top cover – (roof) depending on the case and crate length, a sufficient number of strong beams shall be placed and properly fixed in order to allow stacking of the cases and crates while avoiding any compression.

Equipment parts and materials which may be subject to damage by vibration and/or shock, must be protected using shock-absorbing material.

All equipment and materials which may be damaged by moisture shall be packed in airtight bags in which sufficient desiccant material (e.g. silica gel) is enclosed for the conditions mentioned in the appendix (I).

All openings on the equipment must be closed with wooden or plastic covers to prevent damage to the openings and interiors.

Fragile and loose parts easily damageable pertaining to the equipment must be securely and properly packed in a separate case.

Straw, hay, wood wool and/or newspapers shall not be used as packing and/or filling material. The use of “Styrofil” or “Pelaspanpack” as filling material is strongly recommended.

Spare parts shall be packed separately; they may however be enclosed in main cases as a separate package.

### 3.5 Waterproofing

If waterproofed packing is required, cases including the cover shall be internally lined with a strong type of waterproof paper or plastic foil. The bottom must be executed water-tight.

Equipment and materials shall always be packed in a foil (polyethylene or aluminium) for extra (double) protection against rainfall. Those foils to be applied in such a way that they are self draining.

### 3.6 Centre of gravity

On cases and crates containing goods of which the centre of gravity creates a risk to unbalance in the event of handling, the centre of gravity shall be marked clearly using the international symbol (Appendix III).

### 3.7 Maximum weight and size limitations

It is intended that all equipment will be shipped by the most economic and expeditious means. The design of packages is to be in accordance with the following maximum container dimensions:

#### a) General Purpose (Standard) Containers

	Internal dimensions	
	20' container	40' container
Length	5.895	12.029 metres
Width	2.350	2.350 metres
Height	2.385	2.392 metres
Door opening width	<b>2.330</b>	2.340 metres
Door opening height	<b>2.292</b>	2.292 metres

#### b) Open Top Containers

	Internal dimensions	
	20' container	40' container
Length	5.897	12.030 metres
Width	2.350	2.350 metres
Height	2.347	2.347 metres

If the Supplier expects that a package or loose piece exceeds these dimensions, he shall inform PAUL WURTH immediately. (at least 4 weeks prior to delivery date)



## 4. IDENTIFICATION: LABELING AND TAGGING OF EQUIPMENT AND MATERIALS

4.1 All equipment, material, accessories, **loose parts** and/or spare parts shall be individually tagged with a securely attached metal or synthetic label. If no specific identification is required, see the Purchase Order/Contract and/or the technical specifications, the label shall bear as a minimum the following identification. The labels shall bear the applicable identification in indelible paint. Synthetic labels with pressed text are allowed.

### 4.2 Identification:

The identification label has to be in accordance with the final packing list, at least one reference has to be shown on the packing list. (depending on the specific project/client requirements)

<b>PAUL WURTH</b> <i>Purchase Order</i> Or <b>PAUL WURTH</b> <i>Client Number</i>	
<b>Project No.</b>	
<b>Material Ident. No.</b>	<i>Mat. Stamm (refer to PAUL WURTH PO) or Client identification number</i>
<b>Description</b>	
<b>Tag No.</b>	

4.3 In case of **identification problems** due to the non-respect of the present instructions by the Supplier, PAUL WURTH shall be entitled to either request the Supplier to delegate at his own expense his personnel to the place of delivery of the goods in order to identify the goods supplied, or to return the equipment and/or material to the Supplier upon receipt at the Suppliers cost.

## 5. SHIPPING MARKS

### 5.1 General

The purpose of the marking is to identify the packages and detail the weight to assure efficient and correct handling during transport and upon arrival at destination. All packages shall be marked or labelled in accordance with the data shown in the packing list. (Appendix II).

### 5.2 Location, language, application

Shipping marks shall be printed on two (2) long- and the topside of each package. For details of Shipping Marks, see Appendix I. All packages shall be clearly and properly marked in English language if not otherwise specified with indelible paint stencilling. If possible marks shall be in minimum A4 size (21x29,7 cm) and on larger packages A3 size (42x29,7 cm)

The texts shall be printed by means of stamps, stencil-plates or electronically. The use of stickers is not allowed, unless securely covered by plastic

Bundles and loose items shall be supplied with at least two metal labels bearing the shipping marks and placed on each side of the package.

### 5.3 International symbols for handling, transport and storage

The relevant international symbols shall be used (Appendix III).

The symbols must be placed at visible spots. One shall not use more symbols than strictly necessary.

In case equipment and/or material requires to be stored under special storage conditions such conditions shall be clearly marked on the package and PAUL WURTH will have to be advised in writing by the Supplier accordingly prior to shipment.

In case no notice of special storage conditions is given by the Supplier to PAUL WURTH, no special precautions will be taken during storage by PAUL WURTH. The Supplier will be held responsible for any and all damages which may occur due to the failure of the Supplier to provide PAUL WURTH in time with the relevant special storage conditions.

### 5.4 Paul Wurth brand symbol

The PAUL WURTH brand symbol (coloured) must be shown on the top right of each long side of the package. It is mandatory for closed packages such as wooden or plywood boxes.

Regarding the dimensions of the packages please respect the following size of the brand symbol:

- Till 300 x 120 x 120, please use DIN A4
- For larger boxes, please use DIN A3

Please refer to Appendix IV.

## 6. SHIPPING DOCUMENTS

### 6.1. Shipping documents

The following documents shall be made available for each consignment

- Shipping Advice
- Packing List (refer to Appendix II)
- Harmonized export declaration for customs (for non-EU deliveries)

#### 6.1.1 Shipping Advice

A shipping advice is to be sent in advance by express, mail or by fax to the address indicated in the Purchase Order or Contract, providing the following details:

- Purchase Order or Contract number
- PAUL WURTH Material Identification number
- Number of packages and their contents
- Dimensions (in cm),
- Weights, gross and net in kg,
- Full delivery address
- Scheduled date of dispatch

#### 6.1.2 Packing lists

Packing list shall entirely be type-written in English and no abbreviations of any nature whatsoever shall be used. Should the country of destination require that Packing list and shipping marks are to be in the local language, then PAUL WURTH will advise the Supplier accordingly.

All weights and dimensions shall be metric

The packing list must mention the corresponding PAUL WURTH Purchase Order or Contract.

**Consignments without packing list shall not be accepted and shall be returned to the Supplier at his own costs.**

A packing list shall be issued for each separate package.

In case of container transport a total packing list for each container has to be issued, mentioning each individual package with the description of the content, quantity, net weight, gross weight and dimensions. In addition the packing list shall mention the total number of packages, total net- and gross weight, total volume, container and seal number. The packing list shall be attached to a package, situated right behind the container doors.

**Spare parts and/or tools must specifically be mentioned on the Packing list.**

In each package one (1) packing list shall be enclosed. One (1) copy of the packing list shall be attached to the outside of the package, in a waterproof envelope secured on the longside of the package.

Instruction	<b>INSTRUCTIONS FOR PACKING, MARKING AND SHIPPING</b>	INS CP001/REV01
-------------	---	-----------------

One (1) copy of the Packing list shall be sent to the contact person of PAUL WURTH mentioned in the Purchase order or Contract.

Each loose part not mentioned on the packing list will be considered as not delivered.

All Packing lists shall be the format as per Appendix II. This format will be provided via electronic means.

For specific Projects however PAUL WURTH may place specific packing list forms at disposal of the Suppliers.

### **6.1.3 Customs Tariff Code (Harmonised System)**

It is a specific requirement for all export and import movements that accurate information is provided to the respective Customs Authorities. It is the responsibility of the Supplier to provide the appropriate Customs Tariff code for all materials provided by the Supplier.

### **6.2 Documents other than Shipping documents**

Documents other than the packing list may not be enclosed in the packages, unless otherwise clearly requested by PAUL WURTH.

Documents such as installation, erection, operating and/or maintenance manuals shall be sent to the contact person mentioned in PAUL WURTH's Purchase Order or Contract.

## 7. INSPECTION OF PACKING AND MARKING

PAUL WURTH reserves the right to inspect the packing and marking prior to shipment. The inspection may be carried out by PAUL WURTH's Inspector or by a third party designated by PAUL WURTH. The Supplier will be informed in due time upon PAUL WURTH decision whether or not the inspection will be carried out.

Should packages arrive at port of shipment or at destination in a damaged or inadequate condition, PAUL WURTH will immediately notify the Supplier. Upon notification the Supplier shall remediate without delay to any defects or inadequate packing and/or marking conditions.

In emergency cases, in case of risk of disproportionably high damages and/or in case the Supplier does not remediate in a reasonable period of time to the defects, PAUL WURTH has the right without further notice to the Supplier to rectify the defects by itself or have it rectified by third party at the Suppliers expense and risk.

This does not relieve the Supplier from his contractual liability for performance of the Contract.

## 8. FORWARDING INSTRUCTIONS

The release for transportation to point of destination, according to the conditions described in the Purchase Order or Contract, will be given by PAUL WURTH in due time after receipt of the Suppliers shipping advice.

If so requested by PAUL WURTH in the Purchase Order or Contract, Packing List has to be submitted to PAUL WURTH prior to shipment and all packages must be left open until receipt of notice from PAUL WURTH to close packages.

Adequate storage of materials ready for shipment up to a maximum of two (2) months at the Supplier's premises will be free of charge to PAUL WURTH. Any liability associated with the intermediate storage and handling shall be assumed by Supplier.

**Part shipments are only allowed upon approval of PAUL WURTH.**

## 9. APPENDIXES

These appendixes contain:

- 9.1 Appendix I : Conditions
- 9.2 Appendix II : Packing list (Summary and Detail packing list)
- 9.3 Appendix III : International Symbols
- 9.4 Appendix IV : Packing Types

<b>Instruction</b>	<b>INSTRUCTIONS FOR PACKING, MARKING AND SHIPPING</b>	INS CP001/REV01
--------------------	---	-----------------

**9.1 Appendix I Conditions**

**1. Country of destination**

Country of destination : .....

Conditions referred to in these instructions:

**2. Goods to be packed for, and period required:**

- |  |   |
|--|---|
|  | • Express Parcel  |
|  | • Air transport   |
|  | • Sea transport   |
|  | • Truck transport   |
|  | • Rail transport  |
|  | • Container transport   |
|  |   |
|  | • Six (6) months after delivery to place of destination.                                    |
|  | • Twelve (12) months after delivery to place of destination.                                |
|  | • Twenty-four (24) months after delivery to place of destination.                           |
|  | • Thirty-six (36) months after delivery to place of destination. (with humidity indicators) |
|  | • No special protection for long-term storage required.                                     |

**3. Shipping marks** to be used.(depending on project and client)

<b>Consignee</b>	:	
<b>Purchase Order / Contract No.</b>	:	
<b>Supplier</b>	:	
<b>Packing List No.</b>	:	Tbc by PAUL WURTH
<b>Equipment</b>	:	
<b>Weight Net (kg)</b>	:	
<b>Weight gross (kg)</b>	:	
<b>Outer Dimensions (cm) LxWxH</b>	:	xxx X xxx X xxx
<b>Package No. and total</b>	:	X of x
<b>Port of destination</b>	:	If required

Wherever necessary the packages shall be marked with special markings such as “TOP”, “BOTTOM”, “DO NOT OVERTURN”, “FRAGILE”, “HANDLE WITH CARE”, “KEEP DRY”, etc. as well as a special symbol indicating the top.

The position of sling or chain shall be indicated on the packing case for facilitating the use of crane if necessary.

In the case of bundles or metal base, the markings, as herein designated, are to be placed on metal tags which shall be securely attached to the bundle or base as conspicuously as possible.



## 9.2 Appendix II Packing List

A	B	C	D	E	F	G	H	I	J	K	L	M	N	O
Package No	Package Type	Storage Class	Container	Length (cm)	Width (cm)	Height (cm)	Volume (m <sup>3</sup> )	Weight net (kg)	Weight gross (kg)	Brief supply description	Brief supply description translation	Drawing No.	Item/Area	Customs Tariff (HS/NCM)
1	A-wooden cas	C-in warehouse		240	180	192	8,294	2,070	2,570	Butterfly valve with gear and electric actuator, with flanges, screws and sealings		16-05-00-009	9640	
2	A-wooden cas	C-in warehouse		240	180	192	8,294	2,070	2,570	Butterfly valve with gear and electric actuator, with flanges, screws and sealings		16-05-00-009	9640	
3	A-wooden cas	C-in warehouse		240	180	192	8,294	2,070	2,570	Butterfly valve with gear and electric actuator, with flanges, screws and sealings		16-05-00-009	9640	
							0	0	0					

A: Please inform the package number, which has to be in accordance with the package number on your shipping marks.

B: please choose with the selection button:

- A= wooden case
- B = bundle
- S = skid
- C = cardboard
- D = drum or can
- G = crate
- L = loose parts
- P = pallet
- X = special package
- PL = plywood case

C: please choose with selection button.

- A = open air
- B = covered
- C = in warehouse,
- D = in conditioned warehouse

D: please inform the container number or truck number / plate number if required

E, F, G: please inform final dimensions of the package

H: will be calculated automaticity

I, J: please inform final weights

K: please inform PAUL WURTH PO number and Position according to PAUL WURTH PO

L: will be provided by PAUL WURTH

M: please inform PAUL WURTH drawing number or Technical specification if required

N: filled out by PAUL WURTH

O: HS code

<b>Instruction</b>	<b>INSTRUCTIONS FOR PACKING, MARKING AND SHIPPING</b>	INS CP001/REV01
--------------------	---	-----------------

	<b>SUMMARY PACKING LIST NO.:</b> <b>PWLUAMM 00114</b>	Date 06/02/2013
<b>Shipper:</b> PAUL WURTH S.A. 32, RUE D'ALSACE L-1122 LUXEMBOURG		<b>PROJECT NO.:</b> 5018535 <b>LOT NO.:</b> 10 - 1 <b>COUNTRY OF DEPARTURE:</b> Belgium <b>PLACE OF DEPARTURE:</b> ANTWERP <b>PLACE OF DESTINATION:</b> RIO DE JANEIRO
<b>Consignee:</b> Local entrega da mercadori: ARCELOR MITTAL BRASIL S/A Av. Getúlio Vargas, 100 - A, Centro Industrial João Montevade MG CEP 35930-900 Contato: GGEP Tel.: 31- 3859-1659		<b>CUSTOMER ORDER:</b> GCBAS 007/10 - UM GR0001 dated 05/07/2010 <b>DELIVERY CONDITIONS:</b> FCA - free carrier / LIEGE <b>EQUIPMENT:</b> Valves
<b>Delivery Address:</b> Local entrega da mercadori: ARCELOR MITTAL BRASIL S/A Av. Getúlio Vargas, 100 - A, Centro Industrial João Montevade MG CEP 35930-900 Contato: GGEP Tel.: 31- 3859-1659		

PACKAGE NO.	PACKAGE TYPE	Storage Class	DIMENSION (CM)			Volume m3	Weight NET (kg)	Weight GROSS (kg)	BRIEF SUPPLY DESCRIPTION	Drawing No./Pos	Item	Customs Tariff HS/NCM
			LENGTH (cm)	WIDTH (cm)	HEIGHT (cm)							
1	A	C	240	180	192	8.294	2070	2570	Butterfly valve with gear and electric actuator, with flanges, screws and sealings	16-05-00-009	9640	
2	A	C	240	180	192	8.294	2070	2570	Butterfly valve with gear and electric actuator, with flanges, screws and sealings	16-05-00-009	9640	
3	A	C	240	180	192	8.294	2070	2570	Butterfly valve with gear and electric actuator, with flanges, screws and sealings	16-05-00-009	9640	
3						24.882	6210	7710				

*Final packing list Summary issued by PAUL WURTH*

P	Q	R	S	T	U	V	W
Details							
Item ( Customer Material No.)	Tag No.	Qty	Unit	Description	Description translation	Net weight	Drawing No.
9640 VBS -S32-02		1	pcs	Butterfly-Valve DN 40" with gear and electric actuator			16-05-00-009
9640 VBS -S32-02		2	pcs	flanges ( V-flanges) DN 40"			16-05-00-009
9640 VBS -S32-02		88	pcs	hexagon head bolt			16-05-00-009
9640 VBS -S32-02		88	pcs	hexagon nut			16-05-00-009
9640 VBS -S32-02		2	pcs	sealings			16-05-00-009
9640 VBS -S32-04		1	pcs	Butterfly-Valve DN 40" with gear and electric actuator			16-05-00-009
9640 VBS -S32-04		2	pcs	flanges (V-flanges) DN 40"			16-05-00-009
9640 VBS -S32-04		88	pcs	hexagon head bolt			16-05-00-009
9640 VBS -S32-04		88	pcs	hexagon nut			16-05-00-009
9640 VBS -S32-04		2	pcs	sealings			16-05-00-009
9640 VBS -S32-05		1	pcs	Butterfly-Valve DN 40" with gear and electric actuator			16-05-00-009
9640 VBS -S32-05		2	pcs	flanges (V-flanges) DN 40"			16-05-00-009
9640 VBS -S32-05		88	pcs	hexagon head bolt			16-05-00-009
9640 VBS -S32-05		88	pcs	hexagon nut			16-05-00-009
9640 VBS -S32-05		2	pcs	sealings			16-05-00-009

- P: in general PAUL WURTH Mat.Stamm (refer to PO e.g.6035881), depending project
  - Q: The original Tag which is marked on the item, please also refer to your purchase order and technical specification
  - R: exact number of pieces
  - S: please choose with selection button
  - T: description according to purchase order, add. Loose parts have to be also informed (e.g. bolts, nuts, washers etc.)
  - U: filled out by Paul Wurth
  - V: if applicable, please inform net weight of each position
  - W: PAUL WURTH drawing number
- It is not allowed to change the format or to fill in any formulas.**

Instruction

**INSTRUCTIONS FOR PACKING, MARKING  
AND SHIPPING**

INS CP001/REV01











 DETAIL PACKING LIST NO.: PWLUAMM 00114  
 Parcel-No.: 1  
 Storage class.: C-in warehouse  
 Dimension: 240 x 180 x 192  
 Weight Net: 2070  
 Weight Gross: 2570

## DESCRIPTION OF CONTENTS






ITEM / CUSTOMER MATERIAL NO.	TAG NO.	QTY	UNIT	DESCRIPTION	DRAWING NO.
9640	VBS-532-02	1	pcs	Butterfly-valve DN 40" with gear and electric actuator	16-05-00-009
9640	VBS-532-02	2	pcs	flanges ( V-flanges) DN 40"	16-05-00-009
9640	VBS-532-02	88	pcs	hexagon head bolt	16-05-00-009
9640	VBS-532-02	88	pcs	hexagon nut	16-05-00-009
9640	VBS-532-02	2	pcs	sealings	16-05-00-009

*Final packing list Detail issued by PAUL WURTH*

## 9.3 Appendix III International Symbols

Designation	Symbol	Explanation
Fragile, Handle with care		The symbol should be applied to easily broken cargoes. Cargoes marked with this symbol should be handled carefully and should never be tipped over or slung.
Use no hooks		Any other kind of point load should also be avoided with cargoes marked with this symbol. The symbol does not automatically prohibit the use of the plate hooks used for handling bagged cargo.
Top		The package must always be transported, handled and stored in such a way that the arrows always point upwards. Rolling, swinging, severe tipping or tumbling or other such handling must be avoided. The cargo need not, however, be stored "on top".
Keep away from heat (solar radiation)		Compliance with the symbol is best achieved if the cargo is kept under the coolest possible conditions. In any event, it must be kept away from additional sources of heat. It may be appropriate to enquire whether prevailing or anticipated temperatures may be harmful. This label should also be used for goods, such as butter and chocolate, which anybody knows should not be exposed to heat, in order to prevent losses.
Sling here		The symbol indicates merely where the cargo should be slung, but not the method of lifting. If the symbols are applied equidistant from the middle or centre of gravity, the package will hang level if the slings are of identical length. If this is not the case, the slinging equipment must be shortened on one side.
Keep dry		Cargoes bearing this symbol must be protected from excessive humidity and must accordingly be stored under cover. If particularly large or bulky packages cannot be stored in warehouses or sheds, they must be carefully covered with tarpaulins.
Centre of gravity		This symbol is intended to provide a clear indication of the position of the centre of gravity. To be meaningful, this symbol should only be used where the centre of gravity is not central. The meaning is unambiguous if the symbol is applied onto two upright surfaces at right angles to each other.
No hand truck here		The absence of this symbol on packages amounts to permission to use a hand truck on them.
Stacking limitation		The maximum stacking load must be stated as "... kg max.". Since such marking is sensible only on packages with little loading capacity, cargo bearing this symbol should be stowed in the uppermost layer.

Instruction	INSTRUCTIONS FOR PACKING, MARKING AND SHIPPING	INS CP001/REV01
-------------	--	-----------------

Clamp here		Stating that the package may be clamped at the indicated point is logically equivalent to a prohibition of clamping anywhere else.
Temperature limitations		According to regulations, the symbol should either be provided with the suffix "...°C" for a specific temperature or, in the case of a temperature range, with an upper ("...°C max.") and lower ("...°C min.") temperature limit. The corresponding temperatures or temperature limits should also be noted on the consignment note.
Do not use forklift truck here		This symbol should only be applied to the sides where the forklift truck cannot be used. Absence of the symbol on other sides of the package amounts to permission to use forklift trucks on these sides.
Electrostatic sensitive device		Contact with packages bearing this symbol should be avoided at low levels of relative humidity, especially if insulating footwear is being worn or the ground/floor is nonconductive. Low levels of relative humidity must in particular be expected on hot, dry summer days and very cold winter days.
Do not destroy barrier		A barrier layer which is (virtually) impermeable to water vapor and contains desiccants for corrosion protection is located beneath the outer packaging. This protection will be ineffective if the barrier layer is damaged. Since the symbol has not yet been approved by the ISO, puncturing of the outer shell must in particular be avoided for any packages bearing the words "Packed with desiccants".

## 9.4 Appendix IV: Packing Types

<b>ELECTRICAL</b> <ul style="list-style-type: none"> <li>• Automation</li> <li>• Cables</li> <li>• Electrical Motors and Generators</li> <li>• Other Electrical Systems</li> <li>• Transformers</li> </ul>	Must be packed in wooden or plywood cases or cardboard boxes, depending on transport conditions
<b>FLUIDS</b> <ul style="list-style-type: none"> <li>• Valves</li> <li>• Expansion Joints</li> <li>• Hydraulics</li> <li>• Piping</li> <li>• Turbines / Blowers / Fans</li> </ul>	Must be packed in wooden, plywood cases, cardboard boxes or crates, depending on transport conditions All components with characteristics of uniformity, linearity and dimensions such as to grouped in bundles can be assembled according to said system
<b>MECHANICS</b> <ul style="list-style-type: none"> <li>• Commercial Parts &amp; Components</li> <li>• Special Machinery</li> </ul>	These equipments are packed in wooden cases Heavy Machinery can be packed on sledges, depending on transport conditions
<b>PRIMARY MATERIAL</b> <ul style="list-style-type: none"> <li>• Castings</li> <li>• Forgings</li> <li>• Rolled Plates / Profiles</li> </ul>	These equipments may be packed on pallets and/or wooden cases, depending on transport conditions
<b>REFRACTORY</b> <ul style="list-style-type: none"> <li>• Carbon Blocks</li> <li>• Carbon Ramming</li> <li>• Acid-Proof</li> <li>• Anchor Material</li> <li>• Castable / Gunning</li> <li>• High Temperature Insulating Material</li> <li>• Mortar</li> <li>• Refractory Bricks</li> </ul>	These equipments may be packed on pallets and/or wooden cases, depending on transport conditions
<b>STEEL PLATE WORK</b> <ul style="list-style-type: none"> <li>• Mains and Ducts</li> <li>• Pressure Vessels</li> <li>• Pressure less Vessels</li> <li>• Welded Mechanical Constructions</li> </ul>	This equipment is self-supporting. Must be packed on pallets, sledges or plankings All necessary measures must be taken so that the equipment surface protection suffers no damage
<b>STEEL STRUCTURES</b> <ul style="list-style-type: none"> <li>• Heavy duty</li> <li>• Light</li> </ul>	This equipment is self-supporting. Must be packed on pallets, sledges or plankings All necessary measures must be taken so that the equipment surface protection suffers no damage
<b>WEAR-RESISTING PROTECTION</b> <ul style="list-style-type: none"> <li>• Ceramic Lining</li> <li>• Hardfacing</li> </ul>	These equipments may be packed on pallets and/or wooden cases, depending on transport conditions

**9.5 Appendix V: PAUL WURTH brand symbol**

Colour settings:

Red, blue and white for the flag, red for the separation line and black for the wordmark..

Colour references:

Red:	Blue	B/W:
Pantone 485 C	Pantone DE 221-1 C	CMYK 0/0/0/100
CMYK 0 / 100 / 100 / 0	CMYK 100 / 40 / 0 / 0	CMYK 0/0/0/40
RGB 223 / 0 / 36	RGB 0 / 119 / 190	
RAL 3020	RAL 5015	
HKS 13 K	HKS 47 K	

**Protection zone:**

In order to maintain the visual integrity of the logo, a minimum amount of free space must always be respected. The protection zone, as shown opposite, must never include any other text, graphic element, or visual.

